

# 6MI80

SOUND REINFORCEMENT



**SPECIFICATIONS**

Nominal diameter	165 mm. 6.5 in.
Rated impedance	8 ohms.
Power capacity*	100 w RMS
Program Power	200 Watts.
Sensitivity	98 dB, 2.83v @ 1m @ 2π
Frequency range	150-8000 Hz
Voice coil diameter	38.5 mm. 1.5 in.
Magnetic assembly weight	2 kg. 4.4 lb.
BL factor	9.6 N/A
Moving mass	0.009 kg.
Voice coil length	7 mm.
Air gap height	6 mm.

**MOUNTING INFORMATION**

Overall diameter	166 mm. 6.53 in.
Bolt circle diameter	156 mm. 6.14 in.
Baffle cutout diameter:	
-Front mount	140 mm. 5.51 in.
-Rear mount	142 mm. 5.59 in.
Depth	80 mm. 3.15 in.
Volume displaced by driver	0.75 l 0.026 ft. <sup>3</sup>
Net weight	2.2 kg. 4.84 lb.
Shipping weight	2.25 kg. 4.95 lb.

**MATERIALS**

Basket	Steel
Cone	Paper
Surround	Polyurethane foam
Voice coil	Edgewound alum. ribbon
Magnet	Ferrite

**THIELE-SMALL PARAMETERS\*\***

Resonant Frequency, fs	120 Hz
D.C. Voice Coil Resistance, Re	6 ohms.
Mechanical Quality Factor, Qms	6.8
Electrical Quality Factor, Qes	0.47
Total Quality Factor, Qts	0.44
Equivalent Air Volume to Cms, Vas	6.8 l
Mechanical Compliance, Cms	195 μm/N
Mechanical Resistance, Rms	1 kg/s
Efficiency, ηo (%)	1.7
Effective Surface Area, Sd(m <sup>2</sup> )	0.014 m <sup>2</sup>
Maximum Displacement, Xmax	1 mm.
Displacement Volume, Vd	14 cm. <sup>3</sup>
Voice Coil Inductance, Le @ 1kHz	0.5 mH

**NOTES**

\*The power capacity corresponds to the RMS maximum value that can dissipate the loudspeaker when a sinus signal is applied for a period of at least two hours.  
Program power is defined as the transducer's ability to handle normal music program material.

\*\* T-S parameters are measured after an exercise period using a preconditioning power test, using a velocity-current laser transducer, and will reflect the long term parameters, once the loudspeaker has been working for a short period of time.

**NOTAS**

\*La potencia admisible corresponde a la máxima potencia RMS que puede disipar el altavoz durante al menos dos horas, cuando se le aplica una señal senoidal determinada.

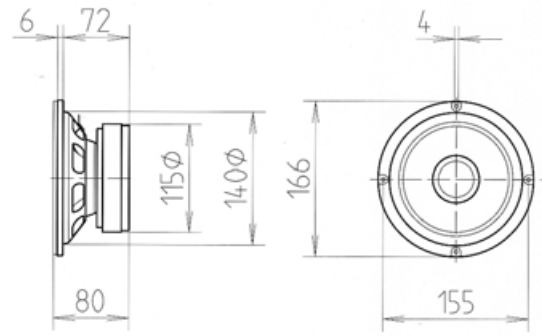
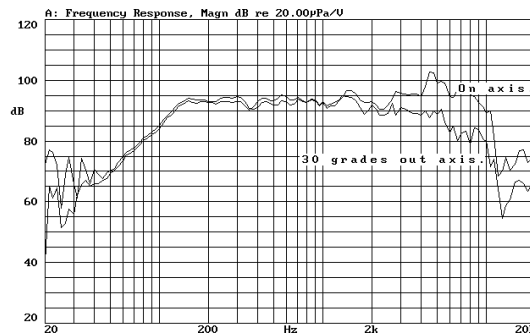
Por potencia programa se entiende la capacidad del altavoz en el manejo de señales transitorias, como sería el proporcionado por el contenido de un pasaje musical normal.

\*\* Los parámetros T-S han sido medidos después de un periodo de fatiga y estabilización de las suspensiones, mediante transductor laser de velocidad-corriente, y son el reflejo de los parámetros a largo plazo del altavoz, una vez éste haya sido instalado y haya trabajado en un corto espacio de tiempo.

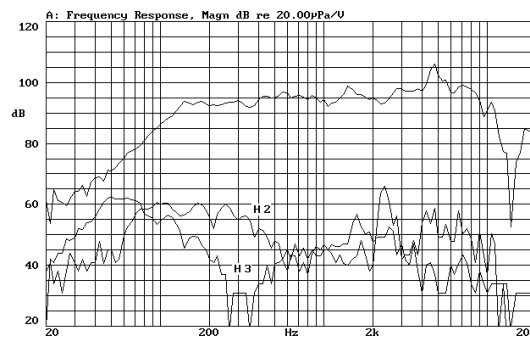
This 6"1/2 transducer has been specially designed for high quality sound reinforcement systems. It reproduces the mid frequency range with excellent efficiency and extended frequency response, due to the voice wound with flat aluminium wire and the powerful magnet system. To reduce the roll-off in the upper regions, a H.F. sound scatterer is mounted onto the pole piece, improving the dispersion and smoothing the response in the high frequency range.

Esta unidad de 6"1/2 ha sido diseñada como reproductor de medios en sistemas profesionales compactos. Su elevada eficiencia, amplia banda pasante e importante potencia admisible le confieren una gran polivalencia en múltiples aplicaciones. Para mejorar la dispersión con las frecuencias medias-altas incorpora un difusor central que amplía la presión en los lóbulos laterales.

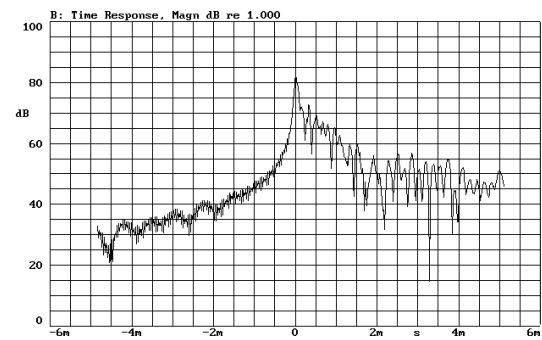
FREQUENCY RESPONSE MAGN. On axis, 1w @ 1m.  
Response Out Axis



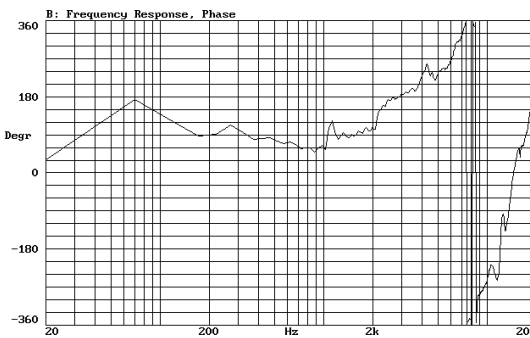
FREQUENCY RESPONSE & DISTORTION CURVES, MAGN. On axis, 1w @ 1m.



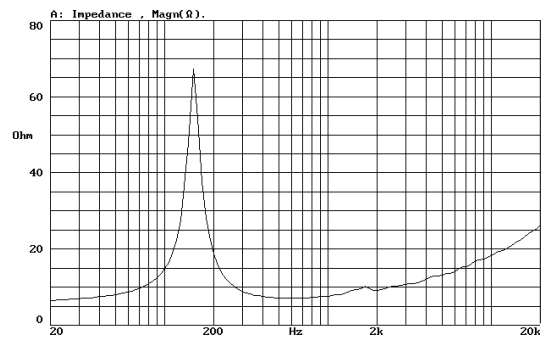
TIME RESPONSE, MAGN.



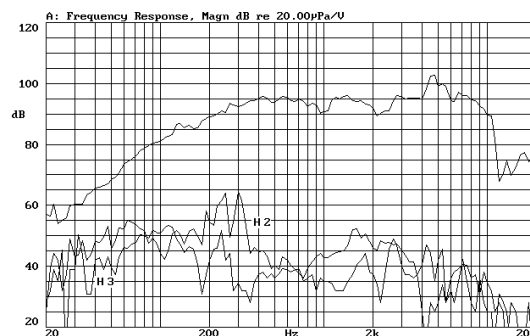
FREQUENCY RESPONSE, PHASE. On axis, 1w @ 1m.



FREE AIR IMPEDANCE CURVE



FREQUENCY RESPONSE & DISTORTION CURVES, MAGN. On axis, 1w @ 1m.  
Measured with VM100 back cover



Re + Red(w) CURVE

